

**Lynchburg Campbell County Girl Scout Service Unit
Amherst/Appomattox**

November 2021 Update






Welcome **Rise Hayes and Yael Childers** who have started **Brownie Troop 243**, meeting at the Church of the Covenant.





Junior Journey in a Day **“Think Like An Engineer”** October 23 at Camp Sacajawea was quite a production and what an absolutely beautiful day to be outside! The facilitators were amazing providing our Juniors with many great hands on learning stations...so much fun and man were the girls excited about all the take home treasures. From our BWXT Women in Manufacturing partners the girls were introduced to Mechanical, Electrical and Chemical Engineering. Each Junior made her own trivia circuit board, learned all about glitter slime and exploring boomerangs. Amy, Charlotte, Marion and Rebecca took the lead on the afternoon stations from Civil Engineering and building an Arch Bridge, to understanding light transmission, Bio Medical Engineering to their Take Action Project. They reconstructed the old brick oven at the Troop House fire circle...so cool and ready to be used. Thank you to all 12 of our volunteers who made this such a great day and Rebecca for tying it all together. Thank you to our Juniors who donated over 100 pairs of socks that will be donated to Warm Streets and Daily Bread.

“Fitness Fun” held Saturday, October 13, at Wakefield House (moved from Sac due to weather) on the campus of the University of Lynchburg was fabulous! We partnered with the Kappa Delta Sorority to help our Daisy, Brownies, Juniors earn Be a Sister to Every Other Scout – Making Games – Fair Play – Staying Fit – Practice with a Purpose. It is always fun to have the experiences and enthusiasm of older girls...many of them were former Girl Scouts and loved sharing their memories.



HOW TO MAKE SLIME

1. Pour 5oz glue in to bowl 
2. Add 1-3 drops of food coloring. Stir. 
3. (Optional) Add glitter. Stir.
4. Add 3 tbsp liquid starch. Stir. 
5. Add 3 tbsp liquid starch. Stir.
6. Take slime out of bowl and knead with both hands. 
7. (Optional) If too sticky, add 1 tbsp of liquid starch.
8. (Optional) Add foam beads or instant snow powder.
9. Store in airtight container. 



Power of the Promise

A true **labor of love**...as we look back and **celebrate** all the **volunteers** who have spent hours and hours and hours and HOURS with the upkeep of Camp Sacajawea. It will take your breath to see how much they have accomplished...our older girls have done a lot of the painting, an enormous amount of trail work has been done by troops and family members along with Sean, Jesse, David, Paul, Mike, Ann, Karen, Alyna and some Boy Scouts...add brush work to that. Donna and Rebecca have kept up with all the mowing, weed trimming and spraying. Amy is an expert in keeping the tent frames together...troops are trying to keep up with general housekeeping. There is still plenty to do. Winter is a great time to do more trail work. Projects are ongoing, there remains lots of needs. Check it out...see something that needs attention. Contact Rebecca (Becka6778@aol.com) together we will make a plan with Ranger Tim and go from there. Thank you volunteers! Camp Sacajawea is beautiful...nothing like it...our happy place. Girl Scouts are rebuilding their connection to nature.

GSVSC Updates:

- **Elizabeth Copp** is our new GSVSC Community Engagement Manager for our Service Unit replacing Bekah Shmokler. Over the next couple of weeks she will be reaching out to individual troop leaders and arrange check in calls to assist in getting accurate information for the Troop Participation Catalog. If you would like to talk to her directly please check her calendar for a sign up time:
calendly.com/ecoppgsvsc
- **Property Update:**
 - Camp Sacajawea **Ranger position** has been **posted** on “Indeed” for Camp and Facility Maintenance
 - **New HVAC** system at Gay Lodge/Sacajawea
 - **GSVSC Annual Meeting** with virtual component Saturday, **January 22, 2022** in **Radford**, Virginia
 - Highly recommend **Open Dialogue Meetings** to get current updates on GSVSC happenings...two November meetings to sign up for: Saturday, **November 6**, 10 – 12 in person and virtual (Roanoke at headquarters) and Tuesday, **November 9**, from 6 – 8, virtual
 - Look for Sunday, November 14, **Gold Award Training**, 2:00 – 5:00 virtual and **Silver Award Training**, Sunday, December 5, 2:00 – 4:00. Sign up on line. Tentative date **Bronze**, Sunday, January 2, 2022.

Product Sales

We are in need of a **Cookie Booth Coordinator**...someone who can take the lead and serve as our liaison so that we can partner with Lowe’s, Sam’s, Lynchburg/Campbell County Walmarts, Lynchburg/Campbell County Krogers, JoAnn’s and possibly Moore’s Country Stores this upcoming cookie season so we can have cookie booths at these specific locations. We have a team of very interested volunteers willing to assist the CB Coordinator. And to answer your questions...no, troop leaders cannot contact these particular locations individually. Please contact Product Sales Manager Detria Moore (thepreachaswife@hotmail.com) and Rebecca (Becka6778@aol.com)
Online Cookie Sales start December 6

Online Cookie Sales start December 6

Inperson cookie training, **Sunday, November 28**, at Legacy Oaks Social Center at 2:00 pm

Virtual training, Wednesday, **December 1**, at 6:30 pm

You must register to attend...virtual as well as inperson...email **Detria** (the preachaswife@hotmail.com) and **Rebecca** (Becka6778@aol.com) Include Troop leader, Troop number and name of cookie mom

We will be participating in the “**Festival of Trees**” hosted by the Alan B. Pearson Regional Cancer Center, a group service unit project we have enjoyed doing together for the last eight years. Our “**Girl Scout Tree of Hope**” will go on display mid November; the public will be able to view all the beautiful trees November 22 thru December 11, via an online platform, Qtego. All of the trees are gorgeous...you must see and encourage your girls and their families to enjoy this remarkable community service project. The “Girl Scout Tree of Hope” will be decorated with **SWAPs**. This year our tree is being donated by Sue and Mike Reeves. Our tree will be auctioned December 11 with donation going to the Cancer Care Patient Fund helping those clients in need of transportation, wigs, etc. **Rebecca will need your SWAPs no later than November 13th**...Becka6778@aol.com so we can arrange a pick up/drop off time. A wonderful charitable opportunity for troops to be involved in providing a memorable season for patients, their families and caregivers. Thank you for your willingness to participate.

Other upcoming local events:

Girl Scout Tea, Saturday, November 13, 2021 (D-B-J)

Sew Glam “Sewing,” Cadettes, Saturday, November 20, 2021

World Thinking Day, Saturday, March 5, 2022

Daisy/Brownie Day at Sacajawea, Saturday, April 2, 2022

You are always welcome to check on openings; we are unable to pencil you in. Paper registrations and checks are taken in order received. Let us know if you have more ideas...would you be willing to plan an event/activity?

Choosing a Troop Crest: Symbol of a troop’s goal and main interest. It should have a special meaning for them. Crests are used by B, J, C, S, A level troops. Once chosen, a crest is used for the life of the troop. If an entire troop bridges to the next level and forms a new troop, they may either keep the crest from the previous level or select a new one.

- **Arrow:** The arrow stands for action and moving forward, hope to do a lot to change the world.
- **Bee:** The bee symbolizes hard work and industry – hard workers who inspire others.
- **Bluebird:** The bluebird stands for happiness and good fortune...you want to spread cheer wherever you go.
- **Carnation:** One of the first two troop crests, stands for health and energy. Sounds like the right symbol for friends who have tons of energy.

- **Crane:** Stands for strength, gracefulness and loyalty. You are always true to friends and values.
- **Eagle:** The eagle's excellent eye sight helps it see important details. With this crest, shows that you want to bring focus and hard work to whatever you do.
- **Lei:** Hawaiian lei is a symbol of friendship, love and peace. Choose it to share your wish to spread peace and good will in the world.
- **Lightning:** Bolt of lightning stands for inspiration and creative power.
- **Nautilus Shell:** The Nautilus shell grows into larger chambers throughout its life. Symbol shows that you will keep growing and changing inside and outside.
- **Pansy:** Pansies stand for loving thoughts and special friendships. This symbol shows the bonds you have with all your Girl Scout sisters.
- **Shooting Star:** Shooting stars are rare, unexpected and beautiful! Choosing this symbol shows that you are like a shooting star – troop that lights up the world.
- **Sun:** The sun represents warmth and life, helps plants and trees grow strong. Choosing this crest shows that you want to spread good cheer, help yourself and others grow.
- **Trumpet:** When a trumpet sounds it announces that you're ready to march into action. You might choose this symbol to remind others of your courage to take action to make the world a better place.
- **Unicorn:** Unicorns are mythical creations that are beautiful and courageous. With this symbol, you show you have the courage to spread the beauty with your words and actions.
- **Waterfall:** A waterfall is always in motion, but it always looks the same. Choosing the waterfall shows you want to stay true to what you believe though the world is always changing.
- **White Rose:** The white rose stands for new beginnings, maybe that is why it was one of the first two troop crests. It's a wonderful symbol for girls who are starting out on an adventure.

28 New Girl Scout Badges – view on gsLearn and see the attachment that lists “all” available age level badges.

- **Math in Nature**
 - Daisy Shapes in Nature
 - Daisy Numbers in Nature
 - Daisy Design with Nature
 - Brownie Shapes in Nature
 - Brownie Numbers in Nature
 - Brownie Design in Nature
 - Junior Shapes in Nature
 - Junior Numbers in Nature
 - Junior Design in Nature
- **Digital Leadership**
 - Daisy Digital Leadership
 - Brownie Digital Leadership

- **Junior** Digital Leadership
- **Cadette** Digital Leadership
- **Senior** Digital Leadership
- **Ambassador** Digital Leadership
- **Cookie Business**
 - Daisy: My First Business and Cookie Goal Setter
 - Brownie: My Cookie Customer and Cookie Decision Maker
 - Junior: My Cookie Team and Cookie Collaboration
 - Cadette: My Cookie Venture, Cookie Market Researcher and Cookie Innovator
 - Senior: My Cookie Network and Cookie Boss
 - Ambassador: My Cookie Business Resume and Cookie Influence
- Another resource: View colored Badge checklist – go to www.gs-emilee.blogspot.com

Forms/documents:

- <https://www.gsvsc.org/en/for-volunteers/forms---documents.htm>

Volunteer Resources Tab for trainers, delegates, troop leaders, service units, info/suggestions on first 6 troop meetings (D,B,J)

<https://www.gsvsc.org/en/for-volunteers/volunteer-resources.htm>

We lose ourselves in the things we love and find ourselves there also.

Lynchburg Campbell County Girl Scout Service Unit
4925 Boonsboro Road, PMB 189
Lynchburg, Virginia 24503

Questions: LynchburgCampbellCoGirlScouts@gmail.com
www.lburgccgirlscouts.weebly.com
www/facebook.com/LCCGSSU

Enclosures: Badge Check List D-A

